

Performance Parameters	Symbol	Unit	AVM30-15
Stroke	S	mm	15.0
Continuous Force @100°C ^{[1][2]}	F _c	N	4.43
Peak Force ^[2]	F _{pk}	N	28.18
Force Constant ±10% ^[2]	K _f	N/A	7.03
Back EMF Constant ±10% ^[2]	K _e	V/(m/s)	7.03
Motor Constant @25°C ^[2]	K _m	N/Sqrt(W)	2.20
Resistance @25°C ±10% ^[3]	R ₂₅	Ω	10.24
Inductance ±20% ^[4]	L	mH	2.82
Electrical Time Constant	τ _e	ms	0.28
Continuous Current @100°C ^[1]	I _c	A	0.63
Peak Current	I _{pk}	A	4.00
Continuous Power Dissipation @100°C ^[1]	P _c	W	5.2
Max. Coil Temperature	t _{max}	°C	100
Thermal Dissipation Constant ^[1]	K _{th}	W/°C	0.070
Max. Voltage	U _{max}	Vdc	60
Coil Mass	m _{coil}	g	31.8
Core Mass	m _{core}	g	95.6
Running Clearance	L _{gap}	mm	0.60

[1] Measurement is taken at ambient temperature 25°C. Value depends on the thermal environment.

[2] The values are at mid stroke.

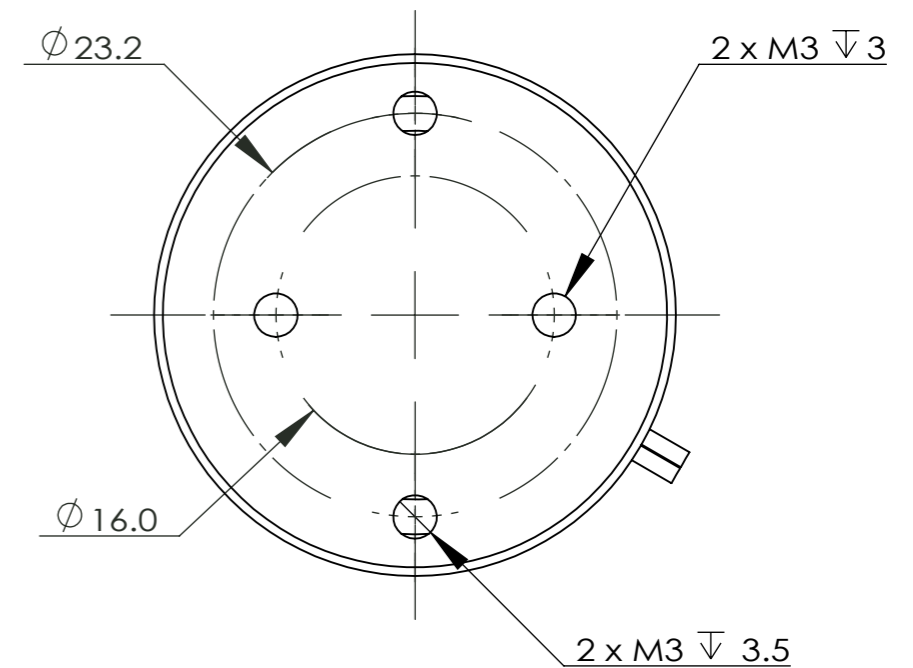
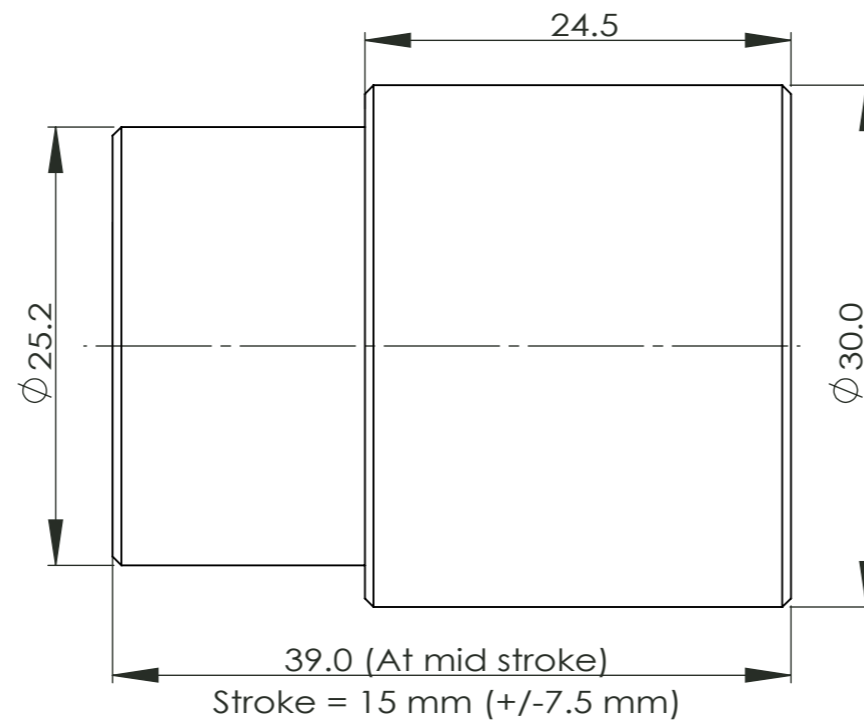
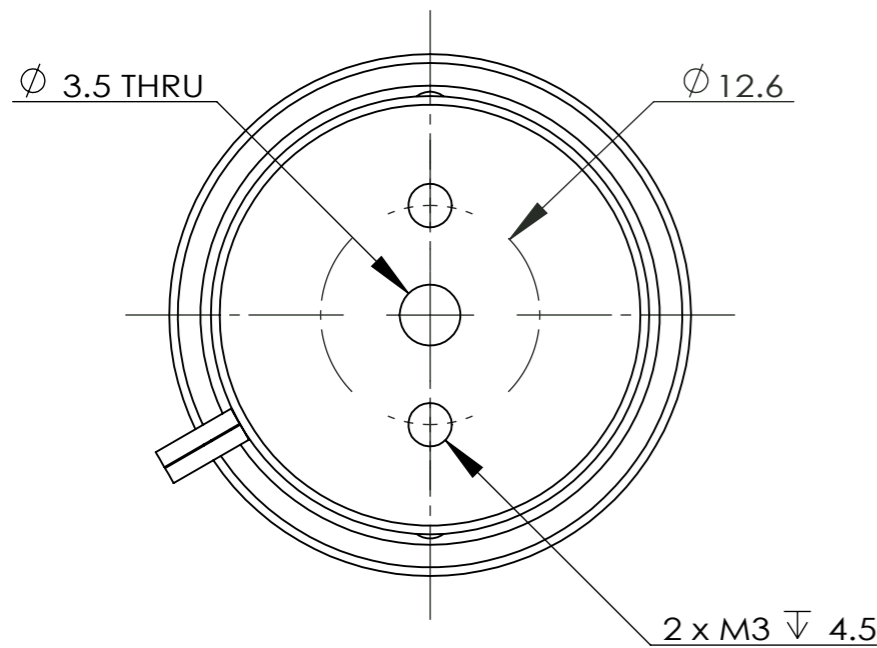
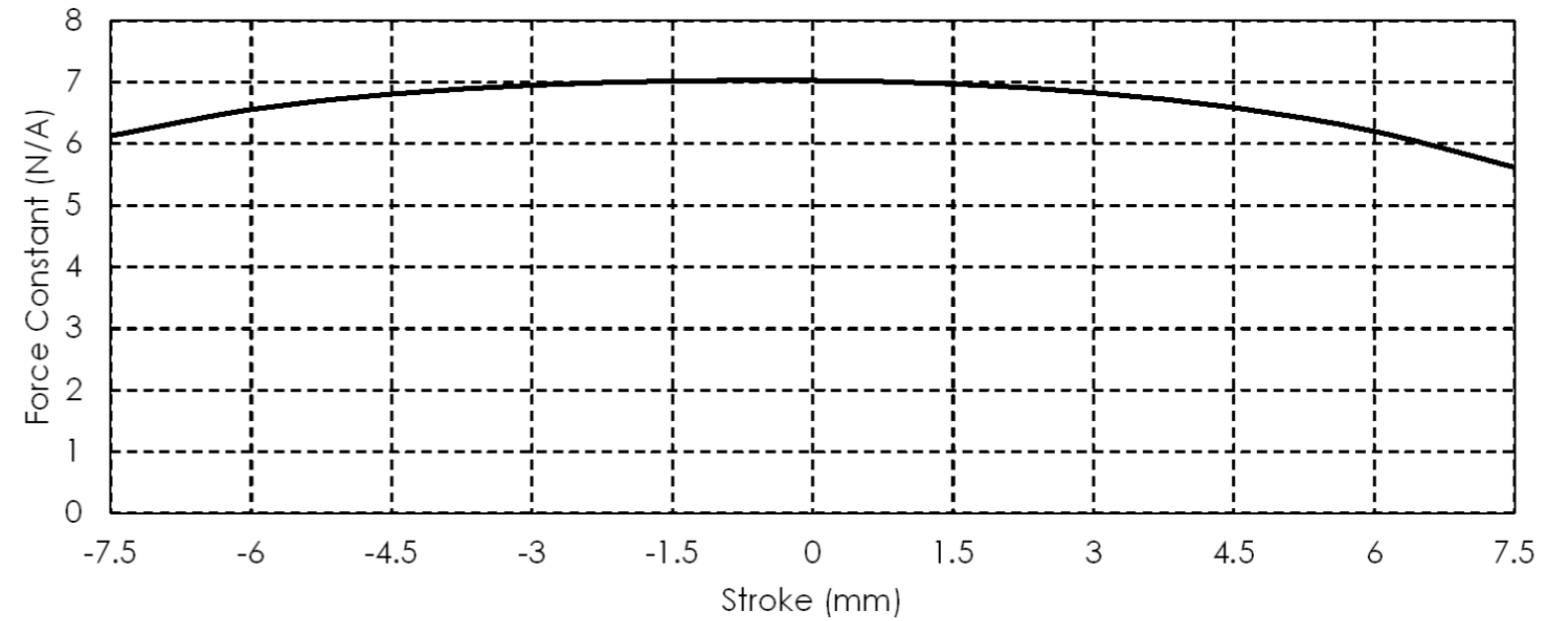
[3] Resistance is measured by DC current with 0.5 m lead wire.

[4] Inductance is measured by current frequency of 1 kHz.

The contents of datasheet are subject to change without prior notice.

AVM30-15

REV	DESCRIPTION	BY	DATE	APPD
0	INITIAL RELEASE	SL	2021/10/26	YX
1	线圈质量从36改到31.8	WSM	2022/5/10	YX



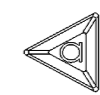
AKRIBIS SYSTEMS
CONFIDENTIAL:
THIS DOCUMENT AND
THE INFORMATION
CONTAINED IN IT ARE
CONFIDENTIAL, AND
CANNOT BE COPIED OR
DISCLOSED IN WHOLE
OR IN PART WITHOUT
WRITTEN CONSENT OF
AKRIBIS SYS PTE LTD

UNLESS OTHERWISE SPECIFIED,
ALL DIMENSIONS IN mm
REMOVE ALL SHARP EDGES

GENERAL
TOLERANCE
X ± 0.25mm
X.X ± 0.1mm
X.XX ± 0.05mm
X.XXX ± 0.025mm



Designed	SL	2021/10/25
Drawn	SL	2021/10/25
Checked	YH	2021/10/26
Approved	YX	2021/10/26
Material	NA	
Surface Treatment	NA	
Heat Treatment	NA	
Quantity	NA	



Akribis
Systems Pte Ltd
©2004. All rights reserved.

Model:	AVM30-15_Customer Drawing
Title:	AVM30-15_Customer Drawing
Dwg No:	AVM30-15
Sheet:	1 OF 1
Rev:	1